

PROGRESSIVES & GRASSROOTS

★ FOR ★

**HARRIS
WALZ**

Debate Watch Party Guide

Dear Host for Harris,

Thank you for hosting a debate watch party with Team Harris-Walz!

We're so excited you are letting Vice President Harris know you have her back as she takes the debate stage. Gathering friends and family are the foundation of our people-powered campaign and build the energy we need for November.

This toolkit includes resources and information to make your party joyful, impactful, and successful.

Happy Hosting!
Team Harris Walz

Your Watch Party Toolkit

Why Host a Debate Watch Party

Before Your Watch Party

- Checklist
- Making your list of invites
- Getting out invites and confirming your guests
- Mobilize event setup guide

During your Watch Party

- Checklist
- Agenda for your watch party
- Sharing content during your watch party

After your Watch Party

- Checklist
- Tell us how it went

Resources

- Social media information
- Actions for your guests
- Email and text templates
- Watch party host FAQ
- Tips to create a joyful party atmosphere
- Sign in sheet
- Invite worksheet
- We've got Kamala's Back poster

Why Host a Debate Watch Party

- The debate is a critical moment in the campaign and an opportunity for people to join our team
- For millions of voters you are the only one who can engage authentically and cut through the noise
- Watch parties are an opportunity to build community with your people and have Kamala's back

Before Your Watch Party

Pre party checklist





- Pick the right event space - home or other location
- Create your event in Mobilize [using our guide](#) and share the link with guests
- Schedule out your watch party on Mobilize
- Test out your technology - TV, internet, speakers
- If you're providing food, make sure you have everyone's dietary needs
- Provide your contact number to your guests

Making your list of invites

- Give yourself time; start one week before the debate
- Begin with the people you know best
- Consider other communities you're part of, like a book club
- Encourage your friends to invite their friends
- Remember, you can keep this to just friends and family
- Tip: use an [invite tracker](#) to keep track of your guest list and reach out to your community

Getting out invites and confirming guests

Vice President Kamala Harris’ first presidential debate against Donald Trump is scheduled for September 10th. This will be the first time both candidates will meet, allowing hundreds of millions of Americans to see why electing Harris is vital. We are a little over a week away, which means it’s time to send out your debate watch party invites! Follow the timeline below once you have your guest list.

Date	Your to-do List	Complete?
 <p>10 Days Out August 31</p>	<p>Fill out the ‘Host a Presidential Debate Watch Party!’ form</p> <ul style="list-style-type: none"> • After submitting this event, complete the verification process sent to your email • If left incomplete, your party will not be approved. Approval takes 24-to-48 hours 	<input type="checkbox"/>
 <p>1 Week Out September 3</p>	<p>You’ve been approved!</p> <ul style="list-style-type: none"> • You will receive an email with your event’s link • Send invites to all your guests • Share your event’s details, ask for RSVP’s, and if they are bringing anyone along 	<input type="checkbox"/>
 <p>3 Days Out September 7</p>	<p>Send out RSVP follow-ups with your guest list</p> <ul style="list-style-type: none"> • Send reminder notifications to ‘Yes’ RSVPs & share excitement to see them • Reach out to guests who haven’t responded yet. Confirm their attendance 	<input type="checkbox"/>
 <p>1 Day Out! September 9</p>	<p>Send out more reminder notifications</p> <ul style="list-style-type: none"> • Re-confirm attendees 	<input type="checkbox"/>
 <p>DEBATE DAY! September 10</p>	<p>TODAY IS THE DAY!</p> <ul style="list-style-type: none"> • Send one last reminder to your guests in the morning • Make last minute calls to invites that were “unsure” or “unanswered” 	<input type="checkbox"/>

Mobilize event setup guide

Mobilize is an online platform for our campaign to centrally place all of our events, make our events visible, and follow up with participants who sign up.

Follow the steps below to create and register your debate watch party in Mobilize. You can find the event form [here](#).

Step 1. Create your personalized event title: e.g. Victor's Debate Watch Party, Denver Friends Debate Watch Party, etc.)

Basic information

Event title *

Step 2. Set your event visibility to private: event details will be available to only those you share your event link with

Visibility

Public — Listed on The Democratic National Committee's public feed and on select partner feeds. Anyone can view the event page.

Private — Only people with a link can view the event page.

Step 3. Include logistics details for your guests: your address, parking and anything else

Event details

Event description *

Step 4: [Optional] Add a co-host here: if you are hosting with a friend

Co-hosts

Co-hosts can manage attendees, view and download signups, and edit this event. [Learn more](#)


Co-hosts (optional) ▼

Select one or more users. If you can't find someone, ask an admin to add them to your organization.

Step 5: The invite: share your event link with your list of invited guests

**Wisconsin Convention Watch Party:
Marquette County Night 1**

[Email attendees](#) [Edit](#) [More ▼](#)


Link
<https://www.mobilize.us/wi2020victory/event/300665/> 

Event Campaign
Convention Thursday: Host a Watch Party

Owner
Erik Osmonson
WI 2020 Victory

Approval Status
Approved

Description
Join your friends virtually to watch the final day of the Democratic Convention from the comfort of your own home!
The link to your watch party will be provided after you sign up.



During Your Watch Party

Checklist:

- Test out your technology one more time before guests arrive
- Have your wifi password available for guests to share content on social media
- Finish up any food or drink preparations
- Rearrange any furniture so people have plenty of space to mingle and sit
- Ask everyone to download Reach to share content during the debate
- Snap pictures and show us the fun you're having
- Share on social media with people you know
- Have fun!

Your party's agenda:

8:30-8:50 PM ET: Greet your guests; give time to socialize; get everyone a comfortable place to watch!

8:50-9:00 PM ET: announce that the address will be starting soon; make sure everyone has Reach ready!

9:00-10:30 PM ET: Let the debate begin!

10:30-10:45 PM ET: Thank everyone for attending your watch party and make the ask!

Ask your guests to take action to elect Kamala Harris:

- Sign up for an action event as a group using <http://kamalaharris.com/progressives-grassroots>.

10:45-10:55 PM ET: After everyone has left, fill out the survey on Reach for all of your attendees so we know how they are feeling about the upcoming election!

Sharing content during your watch party

Use Reach to receive real-time updates during the debate and to share content with your friends, family, and other Harris-Walz supporters.

Download Reach:

Scan the QR Code to download the Reach app.

Apple:



Android:

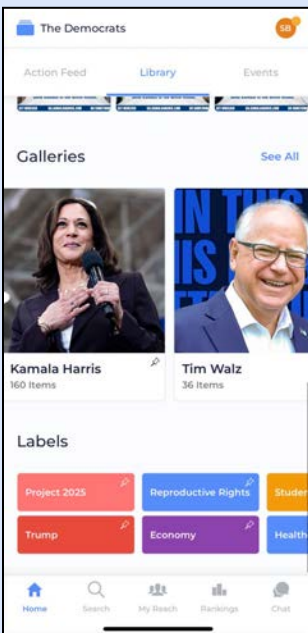


Enter the Campaign Code in the app and tap 'Join'.

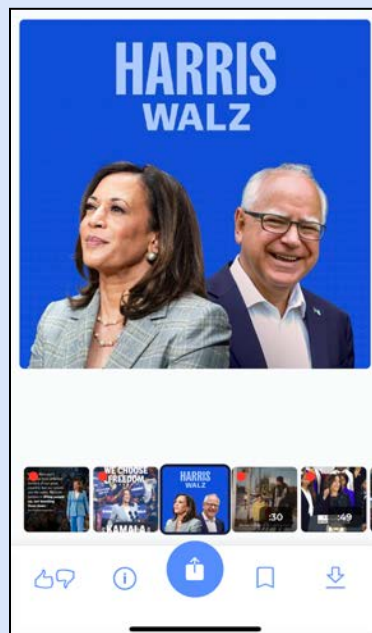
RRNQS3

Select and Share Content:

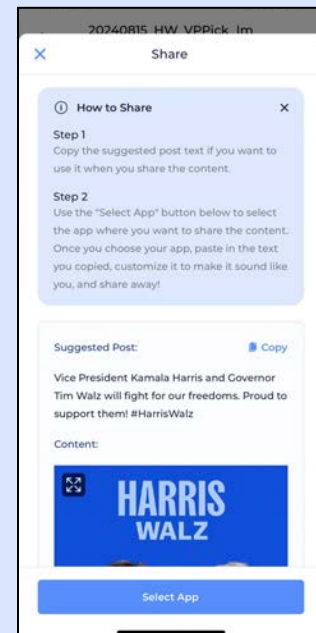
Tap 'Library' and scroll through 'Recent Content'.



Select the content you want to share.



Tap 'Select App' to choose where you want to share.



After Your Watch Party

After party checklist

- Send a personal thank you text or email to all your guests
- Add all your guests as contacts on Reach and let us know how they are feeling about Kamala and Tim
- Plan your next event or volunteer activity

Tell us how it went

Let us know how your watch party went and how your guests are feeling about the upcoming election!

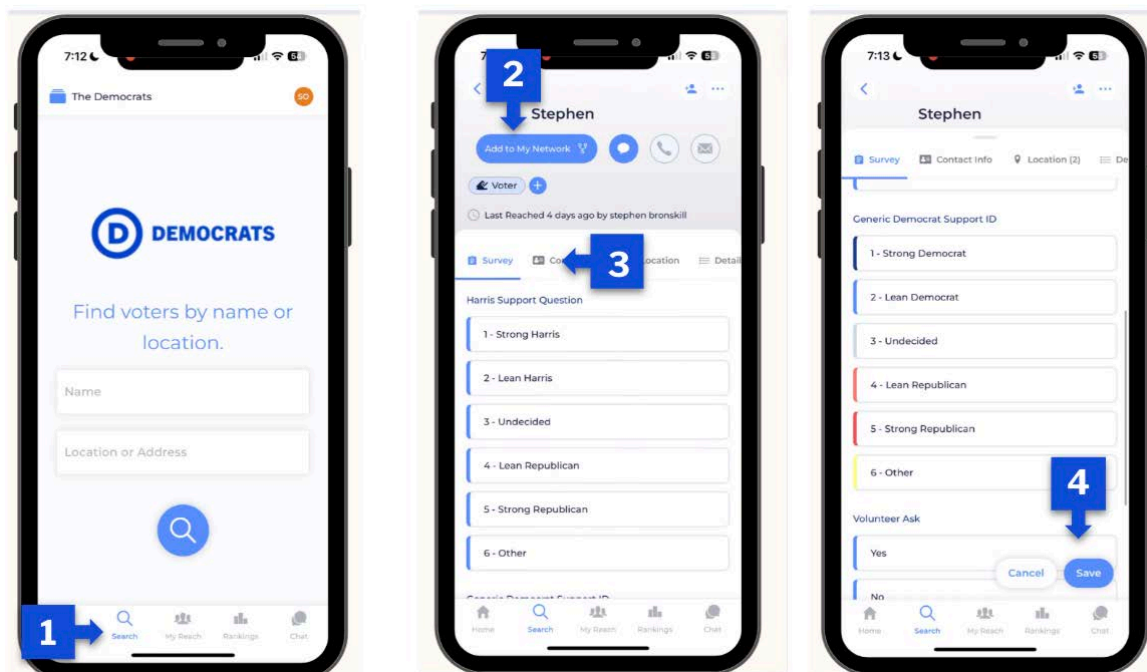
Step 1: Search for your attendees

Step 2: Add them to your network

Step 3: Complete the survey

- Harris Support
- Political Leaning
- Volunteer

Step 4: Hit 'Save'



Resources For Your Watch Party

Social media

Tag Us:

We encourage you to share on your social media that you are watching the debate

Hashtags:

Remember to use this hashtag (and encourage all your watch party guests to use it!) so that we can reshare all your pictures: #PresidentialDebateWatchParty

Picture Taking Pro-Tips:




Make sure your pictures show action, a full room, and some smiling faces

Sharing Reach Content:

Challenge your guests to share content on Reach throughout the night

Actions for your guests

Have Kamala's back in the debate by setting a goal and asking your guests to take action!

Action	More Information	How to Sign Up
Make Calls	<ul style="list-style-type: none"> • Call voters in battleground states • Have one-on-one conversations with targeted voters 	https://events.democrats.org/event/667015/
Download Reach	Share campaign content to your community via: <ul style="list-style-type: none"> • Text messages • Email • Social media <ul style="list-style-type: none"> ○ Direct messages ○ Your story ○ Posts 	Reach Training Link  Use Reach on a non-mobile device  Use Reach on a mobile device  Enter campaign key: RRNQS3
Join Discord	<ul style="list-style-type: none"> • Ask everyone to join our virtual field office 	Discord Invite Link

What action will you ask your guests to take?	What is your volunteer signup goal?

Ask your guests to take action:

Part of Your Ask	Draft Your Ask
<p>Who You Are</p> <ul style="list-style-type: none"> • Thank your attendees for coming! • Share a moment that shows why you decided to take action with Team Harris-Walz 	
<p>What's at Stake</p> <ul style="list-style-type: none"> • Share what's on the line for us today. • Describe what happens if we don't act. • Describe what's possible if we do. 	
<p>Call to Action</p> <ul style="list-style-type: none"> • End with an ask that everyone in the room can do to take action with the campaign. • Examples: Make calls together next week, download Reach, join Discord 	

Email and text templates

Customize all bolded and highlighted parts to match your event details.

Debate Watch Party Invitation Email/Text Template Sample:

Hi **NAME**,

I'm hosting a debate watch party on September 10th! It's going to be at **LOCATION** at **TIME**. I'd love it if you could join me in celebrating Kamala Harris as she takes the debate stage!

You can RSVP here: **[INSERT YOUR MOBILIZE LINK]**

Feel free to reach out with any questions. I hope to see you there!

Best,
YOUR NAME

Debate Watch Party Confirm Email/Text Template Sample:

Hi **NAME**, can't wait to see you for the debate watch party at **TIME** on September 10th at **Location!** Can you invite a friend?

Post Debate Follow-up Email/Text Template Sample:

Hi **NAME**,

I'm reaching out to say thank you for coming to my watch party. It was such a great evening and it was great to see you!

I also wanted to make sure you knew about volunteer opportunities with Team Harris-Walz (that's how I got involved!). To find or host your own party, [click here](#).

For more general volunteer information, you can also head straight to <http://kamalaharris.com/progressives-grassroots> and sign-up for any virtual or in-person events.

Thanks for joining us and I hope to see you soon!

Best,
YOUR NAME

Watch party host FAQ

Q: How many people should I invite?

A: You should aim to have anywhere from 10-12 people at your watch party.

Q: Who should I invite?

A: This is a private event for friends and family! This is meant for you to have a good time together and discuss what matters most to you.

Q: How do I invite people?

A: Invite your friends and family the way you would invite them to anything else. Use whatever form of communication (text, call, DMs on your personal social media) you normally use with them – and just let us know you did so on Reach.

Q: When should my watch party start?

A: We recommend gathering together with snacks 30 minutes before the debate begins.

Q: Where can we watch the Debate?

A: ABC will be airing the debate.

Q: What should people bring?

A: People don't need to bring anything other than their phones and perhaps snacks to share if they would like!

Tips to Create a Joyful Atmosphere

When your debate watch party has a fun theme, invited guests will have moments and content to share with their people creating a sense of FOMO (Fear of Missing Out), helping to spread the word and get others engaged. The below gives you some theme ideas for a fun Debate Watch Party!

Provide the Joy:

Themes	Description
Dress to Impress	Ask your guests to attend your party, looking like our candidates. VP Harris is known for her converse and pantsuits, while Gov. Walz loves to rock a flannel shirt, jeans, and a camo hat.
Game Night	Having guests play games before, during, or after the debate keeps them engaged. Games like 'debate bingo' or a 'jelly bean guessing game' allows guests to make debate predictions like Kamala says "excuse me, i'm speaking" or 'Trump will mention crowd size 85 times'
Sip & Drink or Eat & Meet	Offer Harris-Walz inspired foods & drinks. Drinks like Midwestern roots beer & Piña Kama-das are punny while food options like Doritos & turkey legs are known Harris-Walz favorites.
Bring-a-Pet Event	If there's one thing we know about pet owners, it's that they always miss their pet when they're not home. Pet-friendly events will allow a higher attendance rate. 'The Underdogs pre-debate pack walk' and 'Dogz for Walz' are examples.

Ask Guests to Bring Some Joy:

Fun Asks
<ul style="list-style-type: none"> ● Playlists: Guests create & compare Kamala/ Tim inspired songs. ● Harris-Walz on the Walls: Set-up a table near an empty wall and answer with sticky notes "I'm voting for Harris-Walz because..." or "My favorite thing about Kamala is..." ● Potlucks: Ask guests to bring food and drinks that our candidates would love!

Conversation Suggestions

- “We have less than 2 months until election day - what can we each commit to do this week to help elect Kamala and Tim?”
- “What was the most surprising thing we heard tonight?”
- “What do you think a Trump-Vance administration would mean for our country?”
- **“With less than 2 months until Election Day, I will commit to ____ this week to help elect Kamala & Tim.”**

How will you bring joy to your debate watch party?

PROGRESSIVES & GRASSROOTS

★ FOR ★
HARRIS
WALZ

Sign in Sheet

EVENT NAME _____ EVENT DATE _____

Name	Phone Number	Email	Choose how you'd like to participate	
			<input type="checkbox"/> Reach out to people you know	<input type="checkbox"/> Host/attend community events
			<input type="checkbox"/> Share campaign content	<input type="checkbox"/> Doorknock for the campaign
			<input type="checkbox"/> Create campaign content	<input type="checkbox"/> Phonebank for the campaign
			<input type="checkbox"/> Reach out to people you know	<input type="checkbox"/> Host/attend community events
			<input type="checkbox"/> Share campaign content	<input type="checkbox"/> Doorknock for the campaign
			<input type="checkbox"/> Create campaign content	<input type="checkbox"/> Phonebank for the campaign
			<input type="checkbox"/> Reach out to people you know	<input type="checkbox"/> Host/attend community events
			<input type="checkbox"/> Share campaign content	<input type="checkbox"/> Doorknock for the campaign
			<input type="checkbox"/> Create campaign content	<input type="checkbox"/> Phonebank for the campaign
			<input type="checkbox"/> Reach out to people you know	<input type="checkbox"/> Host/attend community events
			<input type="checkbox"/> Share campaign content	<input type="checkbox"/> Doorknock for the campaign
			<input type="checkbox"/> Create campaign content	<input type="checkbox"/> Phonebank for the campaign
			<input type="checkbox"/> Reach out to people you know	<input type="checkbox"/> Host/attend community events
			<input type="checkbox"/> Share campaign content	<input type="checkbox"/> Doorknock for the campaign
			<input type="checkbox"/> Create campaign content	<input type="checkbox"/> Phonebank for the campaign
			<input type="checkbox"/>	<input type="checkbox"/>



Invite List

EVENT NAME _____ EVENT DATE _____

First Name	Last Name	Phone Number	How do you reach them?	Invited?	Notes
				<input type="checkbox"/>	
				<input type="checkbox"/>	
				<input type="checkbox"/>	
				<input type="checkbox"/>	
				<input type="checkbox"/>	
				<input type="checkbox"/>	
				<input type="checkbox"/>	
				<input type="checkbox"/>	
				<input type="checkbox"/>	
				<input type="checkbox"/>	
				<input type="checkbox"/>	
				<input type="checkbox"/>	

**PROGRESSIVES
& GRASSROOTS**

★ FOR ★
**HARRIS
WALZ**

**WE'VE GOT
KAMALA'S BACK**

**HARRIS
WALZ**

